

EC Sense™ ECG System

12-lead Rest/Exercise ECG



CARDIOLEX

EASY TO USE ECG

EC Sense™ ECG System

12-lead Rest/Exercise ECG

EC Sense™ ECG System is a cost-effective turn-key 12-lead PC-based ECG system for hospitals, private clinics, and other healthcare facilities. The system is designed to be easy to use and produce high quality ECG recordings.

Our Lexor is available with both USB cable or Bluetooth® communication, for flexible ECG transfer and perfect for the digital ECG workflow.

The system consists of an acquisition unit (Lexor), a mobile trolley, medical panel PC with touch function display, a washable medical keyboard & mouse and communication via WLAN and Ethernet.



BENEFITS WITH EC SENSE™ ECG SYSTEM



EASY TO USE



FREEDOM OF CHOICE



EASY WORKFLOW



QUALITY CONTROL



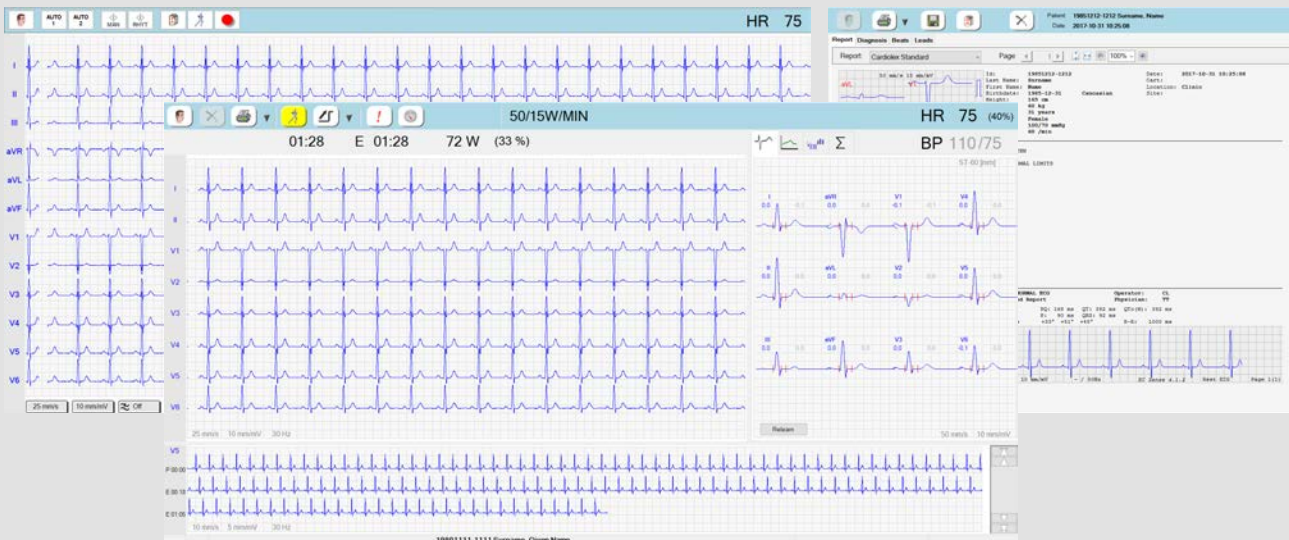
PATIENT CONTROL



HIGH SIGNAL QUALITY



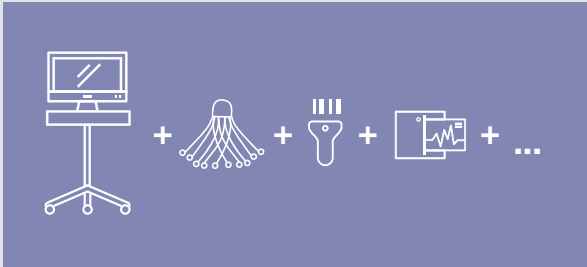
ADD ON OPTIONS



EASY TO USE

EC Sense™ is characterized by its simple and intuitive use, which eliminates the risks for improper handling. The system is programmable and follows the workflow defined by the user. The need for training is minimal for the normal user; yet the advanced user has every opportunity to grow with the system and use it to its full potential.

The entire examination is stored for finishing and creating a final report, and the system supports referral flow with templates and notifications to hospital information systems.



FREEDOM OF CHOICE


The turn-key systems are delivered ready-to-go, complete with a panel PC installed on the trolley together with your choice of accessories. Such as baskets, scanner, printer, various attachments for patient cables and vacuum ECG system (Quickels or Strässle).

See price list for all selections.



EASY WORKFLOW

The operator starts the exercise test by choosing a protocol adapted to the examination and is then led through the different phases. Supplement examination data, such as event markers and printouts, can easily be added. All data is shown in a clear and concise way, and the same button is always used to proceed. The entire examination is recorded for aftertreatment and creating a final report.



RELIABLE RESULTS

The basis in all our ECG systems, is the acquisition unit (USB or Bluetooth®) with a noise-insensitive design and a high quality signal disturbance filter (SW). This enables a clear ECG trace and a high proportion of interpretable ECGs in a short period of time.



QUALITY CONTROL


To ensure analysis and storage of a high quality ECG trace with limited or no noise or disturbances, a one-click quality check is performed.

The setting is selectable.



CONTROL OF IDENTIFIED PATIENT

The system controls the patient ID when connected to the ECG management system, EC Store™, in order to verify that input values are correct and exist. Depending on the country's specific ID parameters, the system can extract information from the ID and notify external systems.



ADD ON EXAMINATION OPTIONS

To further increase the fields of application, various external equipment can be connected to the EC Sense™ ECG system, as well as more in depth examination functionalities. The chosen add on options are added to the system without the need for any hardware or software upgrade, and the new function is available immediately.



LEXOR 12 BLUE



LEXOR 12 USB

- GRI analysis (ECG interpretation)
- Caliper (extended measurement)
- Long ECG (base & extended)
- High Resolution
- Edit Rest ECG
- Communication (for storage)
- EC Maintenance (for preventive maintenance and troubleshooting)
- Vacuum systems
- Ergospirometry
- Automatic blood pressure measurement



CARDIOLEX Group

Cardiolex Group offers complete ECG-solutions, focusing on digital workflow, ease of use and supplier-independent systems.

The broad product portfolio of Cardiolex Group, provides scalable and flexible solutions that suit both larger hospitals and smaller care providers.

CARDIOLEX MEDICAL

Cardiolex Medical is a Swedish company with ECG-products on the market since 2007.

We offer efficient and user-friendly solutions, which are developed in close collaboration with our customers. Our digital offering is flexible, reliable, secure - and completely paperless.

TECHNICAL DATA EC SENSE™ 12 BLUE | EC SENSE™ 12 USB

CATALOGUE NO.: CN S-A-B-C-D-E-F-G-H*

*All letters shall be replaced by a digit, depending on the selected option. See price list for all selections.

ECG leads: 12-leads (I, II, III, aVR-L-F, V1-6)

Dynamic range: ± 316 mV DC

Sample rate: 8000 samples/s in all channels

Resolution: 1 µV/LSB

Frequency range: 0 - 150 Hz

Pacemaker detection: Detection in all leads

Input impedance: > 50 MΩ

Electrodes check: Frequency analysis and impedance measurement

Input protection: Against defibrillator shock¹⁾ and HF from surgery devices

Sampling rate for signal analysis: EC Sense Lexor 12 Blue: 500 samples/second/channel | EC Sense Lexor 12 USB: 1000 samples/second/channel (High resolution ECG possible)

Lead fail detection: Via software in EC Sense

Configuration of leads: Standard and Cabrera

Electrode placement: Standard or pediatric (V4R)

Line filter: 50/60 Hz (Via software (EC Sense))

Tremor filter: 35/75/100/150 Hz

Baseline filter 1: 0,05 Hz

Baseline filter 2: Correcting

Filter presentation: Possible to view filtered and corrected data simultaneously

Interpretation: Automatic analysis, developed by Glasgow Royal Infirmary (GRI) (option); Median beat calculation; Measurements; Adult and pediatric; Texts in native language.

Prints: Portrait/landscape; Any Windows compatible printer; PDF file (optional)

Communication: Windows' network communication (TCP/IP); Bi-directional communication with EC Store (optional); Export of Cardiolex XML (Cardiolex format) (optional); Communication to other systems (DataMedFT, DICOM, HL7 aECG, SCP) (optional); Export of PDF report (optional).

Certificates: ISO 13485, MDD 93/42/EEC Class IIb (EC Sense)

PC type: Venus (22") from Onyx (Alternatives available on request)

Operating system: Delivered with Microsoft® Windows 10 IoT

PC performance: Screen: 22", 1920*1080 resolution, Touch screen; Processor: Intel® Skylake Dual-Core i5/i7; Memory: DDR4 up to 32GB; Graphics: Intel® HD Graphics 520; Wireless communication: 802.11 ac/a/b/g/n + BT 4.0 (optional); Security: TPM 2.0, Smart Card Reader, RFID ISO 15693/14443A (optional)

Bluetooth® (Lexor 12 Blue): Class 2

Trolley: Chameleon 4 from Medical Cart Company; Height adjustable 770-1120 mm (Alternatives available on request)

Patient cables: Snap (1.05 m | 1.53 m), Grabber (1.05 m | 1.53 m) & Banana (1.53 m)

Battery: PC: 2 XL Li-Ion batteries (hotswap) | Capacity 8550 mAh (93.62 Wh) each, EC Sense Lexor 12 Blue: 2 AA batteries | Capacity >1000 ECGs

1) The patient cable or suction electrode system must feature a protective resistor of 10 kΩ in each of the cables. Protection against defibrillator discharge is only ensured through the use of a patient cable or suction electrode system of this type.

